

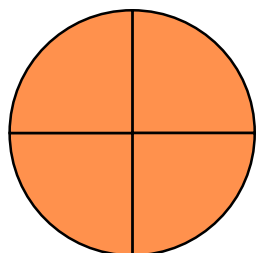
MINHA ATIVIDADE

NOME: _____
DATA: ____/____/____



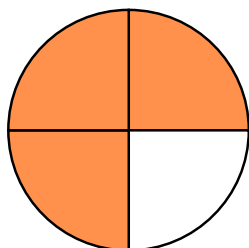
1. OBSERVE A ILUSTRAÇÃO ABAIXO E O QUE REPRESENTAM.

UM INTEIRO



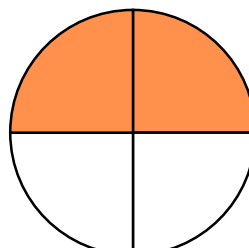
100%

TRÊS QUARTOS



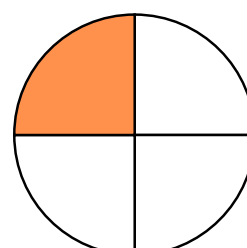
75%

METADE




50%

UM QUARTO




25%

LIGUE AS FIGURAS NA PORCENTAGEM CORRETA.




100%



75%



50%



25%